

HIGH PLAINS STONE

Products

Ideas

Sales Yards

Contact

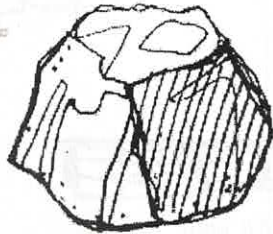
About

Boulders | Wall Stone | Strip & Ledge Wall Stone | Flagstone | Slabs | River Stone | Services

Coverage Guide

Boulders | Wall Stone | Strip & Ledge Wall Stone | Flagstone | River Stone

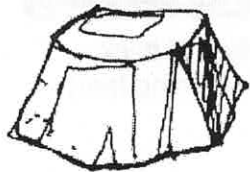
Estimate Of Boulder Weights



Large Moss / Sandstone Boulders
1 cubic yard = 1 ton (2000 lbs)
1 ton = 36" x 36" x 36" +/-



Small & Medium Moss / Sandstone Boulders
1 cubic foot = 100lbs approx. 100lbs = 12" x 12" x 12" +/-



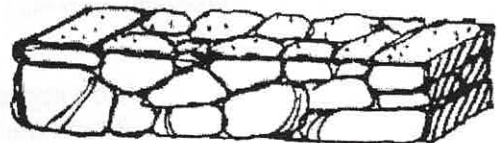
Large Granite & Quartzite Boulders
1 cubic yard = 1 1/2 tons (3000 lbs)
1 ton = 30" x 30" x 30" +/-



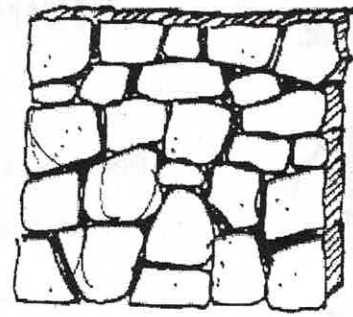
Small & Medium Granite & Quartzite Boulders
1 cubic foot = 150 lbs. approx.
100 lbs = 10" x 10" x 10" +/-

Wall Stone Coverage

Wall Rock (Dry Stack)
Horizontally laid (8" to 10" deep)
1 pallet approx. = 1 to 1.5 ton / 1 ton
builds wall 1' tall by 15' - 20' long



Wall Rock (Veneer) - Vertical facing
1 pallet approx. = 1 to 1.5 ton / 1 ton
covers 50 to 80 square feet



Strip & Ledge Wall Stone Coverage



Strip Stone - 4' wide wall
1 ton = 40' to 50' square feet (wall face)



Strip Stone - 8" wide wall
1 ton = 20' to 25' square feet (wall face)



Strip Stone Border - 4" wide x 4" thick
1 ton = 120 to 140 lineal feet (running feet)




Strip Stone Capping - 8" wide x 2 1/2" thick
1 ton = 90 to 120 lineal feet (running feet)




Ledge Stone (irregular / rough face) - 4" to 6" width range
1 ton = 30' to 40' square feet (wall face)

Flagstone Coverage

1 ton approx. knee high
2 tons approx hip high
1" thick flagstone = 20 lbs per
square foot
1 layer on pallet averages 8 square
feet or 160lbs if 1" thick



1/2 pallet = 1 ton +/-



Full pallet = 2 tons +/-